







Activities for Vocabulary Development

These activities and ideas can be used at home to support home learning. They are based on the theme of baking.

Activity / Game	Why?	How?
<p>“Word of the Day” Song</p> 	<p>Helps children to remember the word of the day using repetition, music, and rhythm. Prepares children to listen out for and use the word of the day.</p>	<p>Children sing the word of the day to the tune of a familiar song. For example: <u>To the tune of the Wheels on the Bus:</u> The word of the day is “ravenous”</p>
<p>Voice off!</p> 	<p>Helps children to remember the word of the day using phonological skills, repetition, actions and sound.</p>	<p>Children say the word of the day using different voices. For example: quiet voice, loud voice, robot voice, alien voice, monster voice. Use actions with voice to make this lots of fun. Movements.</p>
<p>Have you ever...?</p> 	<p>Links words to students’ experience in a fun and conversational way</p>	<p>Ask your child have you ever been ravenous? Is it a little bit hungry, or really, really hungry? What would make you ravenous, talk about all the lovely smells that can make us ravenous/or not!</p>
<p>Applause, applause (works best with adjectives)</p> 	<p>Encourage child to apply their knowledge of target adjectives to themselves. Helps to develop understanding of positive/negative connotations of words.</p>	<p>e.g. Yummy, tasty, delicious, sour, bitter, rotten, fresh,</p>

<p>Charades</p> 	<p>Can be used to teach different types of words (e.g. noun, verb, adjective)</p> <p>Can be used to develop phonological awareness (e.g. sounds like, number of syllables)</p> <p>Encourages students to act out what the word means to them</p>	<p>Teach and model signs for different words types. Choose a sign/gesture to represent:</p> <ul style="list-style-type: none"> ➤ Things (concrete nouns) e.g. whisk ➤ action words (verb) flip, stir, mix, roll ➤ Describing word (adjectives/adverbs) ravenous, delicious, sticky, smooth <p>Give child a word to act out. Tell the word/give the word written down and support with a visual.</p> <p>Encourage the child to mime the type of word (e.g. action word, describing word) before starting with other descriptions</p>
<p>Word Bingo</p> 	<p>Can be used to revise a number of target words.</p> <p>Tip: consider laminating cards so that they can be used again as part of future reviews</p>	<p>Give each student a bingo card</p> <p>Call out a definition, word, phrase or question or target word of the day/week.</p> <p>Consider adding additional cues such as sound effects, gesture/mime etc. to help child identify the word and to make it more fun!</p> <p>Students must identify the word or picture on their bingo card and cover the space</p> <p>If a student has all words or pictures covered diagonally, across a row or vertically in a column, they should call "BINGO".</p>
<p>Vocabulary</p>	<p>Great for word recognition</p>	<p>Child writes target word on a piece of paper stuck to your back or brother/sister so they can't see it.</p> <p>The child must describe the word so the person guesses what is written on their back</p>





Talk Time' At Home



= Ideas for talking

Qs

= Questions to prompt chat

Day	Word of the Day	Topic to talk about for 10 minutes
Monday	Ravenous	 : Mime ravenous, use it in a sentence Qs: I wonder what it feels like to be ravenous... What would you eat if you were ravenous? Does it mean you are a little bit hungry? Or very hungry etc...
Tuesday	Delicious	 : Qs:
Wednesday	Bitter	 : Qs:
Thursday	Smooth	 : Qs: