


Youtube Premieres: An idea for Marking an End of School/ Awards Ceremony /Graduation Event

While Covid 19 and school closures are in place during eventful times for students, teachers and school leadership are looking for ways to mark the end of an era for certain students who may be moving to secondary school, graduating or during school-awards ceremony time.

Some schools are creating a collage of videos, editing them and presenting the award ceremony/graduation 'live' using YouTube Premieres function. This enables viewers (the school community) to watch a video simultaneously thus creating an event. In-fact there is a two minute countdown before it runs helping the building atmosphere and excitement.


This involves some work, but may have benefits over a live event:

- Less stress on the night
- Teachers do live meet parents during predicted class grading time
- Less potential pitfalls due to live events
- It can be available on-demand later for re-watches.




In general teachers can record a small video clip on their own devices and these could be collated by email and edited.

Editing:



Options for doing this include iMovies, Animoto and Wondershare Filmora etc.



iMovies for iPads

iMovies for iPads is a free pre-installed app on all iPads.

Training is available here: <https://appleteacher.apple.com/>

Some editing could also be completed using Microsoft Powerpoint.




Microsoft Powerpoint Video Editing

See details here: <http://www.trustyetc.com/trustyblog/2017/10/25/powerpoint-the-new-microsoft-video-editor/>

Hosting:

Finally, YouTube Premieres lets you and your viewers watch and experience a new video together. It's like a movie or TV show premiere. Premiering your video lets you schedule a video upload and create buzz around the video with a shareable (URL) watch page. A tune in notification is sent 30 minutes before showtime and a 2 minute count down all add to the atmosphere of the night.



YouTube Premieres

More Information is available here:

https://www.youtube.com/watch?v=Wbi_lc1DDwQ

Tips:

- Disable Comments by using Made for Kids, this disables live chat and comments
- Disable Likes/dislikes
- Consider GDPR and permissions.
- When sharing the URL with your school community advise them to set a reminder

This resource was inspired by discussions on the Computers in Education Society of Ireland (CESI) website, cesi.ie.