






## Hot Chocolate

Even though it is summer time now, hot chocolate can be a very tasty treat!  
Follow the instructions below to make your own hot chocolate.

What you will need:				
Mug	Milk	Drinking Chocolate	Spoon	Microwave
				

Extra treats:	
Marshmallows 	Whipped cream 

What to do:	
1. Pour some milk into your mug. About $\frac{3}{4}$ of a mug is enough, you need to leave room for the hot chocolate!	
2. Put the mug into the microwave and put it on for <b>1 minute</b> .	
3. Carefully (the mug might be hot!) remove the mug from the microwave and mix in <b>1 or 2 teaspoons</b> of hot chocolate.	
4. If you want some mini marshmallows or whipped cream, put them on top of the hot chocolate now.	