

Spring Vocabulary Activities

A resource for parents/teachers within the 'Spring' theme for learning.

This resource is suitable for students working on early language targets.

It can be used by parents and teachers to practice vocabulary and use of words related to spring.

Vocabulary Activities include:

- Activity 1: Spring Vocabulary - Picture to Picture Matching Task
- Activity 2: Spring Vocabulary - Picture to Word Matching Task
- Activity 3: Colour Sort the Sheep

These activities are designed to be simple and reinforcing for students

Each activity can be used to teach and practice new spring vocabulary, also to reinforce and maintain literacy and numeracy targets e.g. colour

These tasks are designed to be short and engaging while also hitting a number of learning targets.

The same basic materials can be used for each task.



These tasks reflect the theme of spring but the same structures can be used to teach any set of new vocabulary.





Activity 1: Spring Vocabulary - Picture to Picture Matching Task

Instructions:

1. Print out two copies of pages 2-3
2. Cut out the pictures on one copy and match them in the blank boxes.





Activity 2: Spring Vocabulary - Picture to Word Matching Task

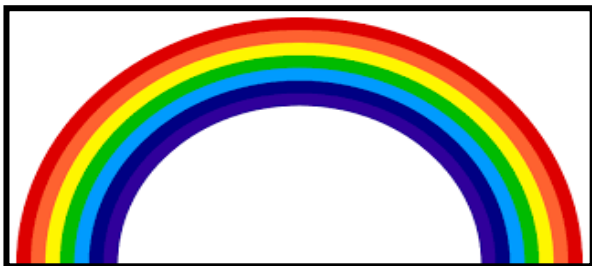
Instructions:

1. Print and cut out the words at the bottom of page 5
2. Match them to the pictures

****If you do not have a printer, write out the words and cut them out**











Chick	Lamb	Daffodil
Rabbit	Rainbow	Snowdrop
Bird		

Activity 3: Colour Sort the Sheep

Instructions:

1. Print and cut out the sheep on page 7
2. Sort them under the colours in the table below

**If you do not have a printer, draw some simple sheep using the 3 colours

Red	Blue	Yellow

