








Top Tips for Communicating



Simple interaction strategies to support the speech, language and communication skills of students.

A resource for tutors/teachers to support the Home or School Based Summer Programme created by NCSE Speech and Language Therapists. This resource supports the key principle of 'promoting connectedness'.

<p>Get down to the pupil's level when interacting</p> 	<p>Ensure you have the pupil's attention before speaking</p> 	<p>Support a pupil's understanding as needed using natural gestures/key signs/objects/pictures/written words</p> 
<p>Say less-simplify your language to the level a pupil can understand</p> 	<p>Go slow to give a pupil time to understand and respond</p> 	<p>Wait expectantly and frequently for a pupil to initiate or respond in an interaction</p> 
<p>Accept and acknowledge all attempts the pupil makes at communicating e.g. using gestures, facial expression, sounds or words</p>	<p>Try to not ask too many questions-try commenting instead</p> 	<p>Give pupils the labels for familiar and unfamiliar nouns, verbs and adjectives</p> 