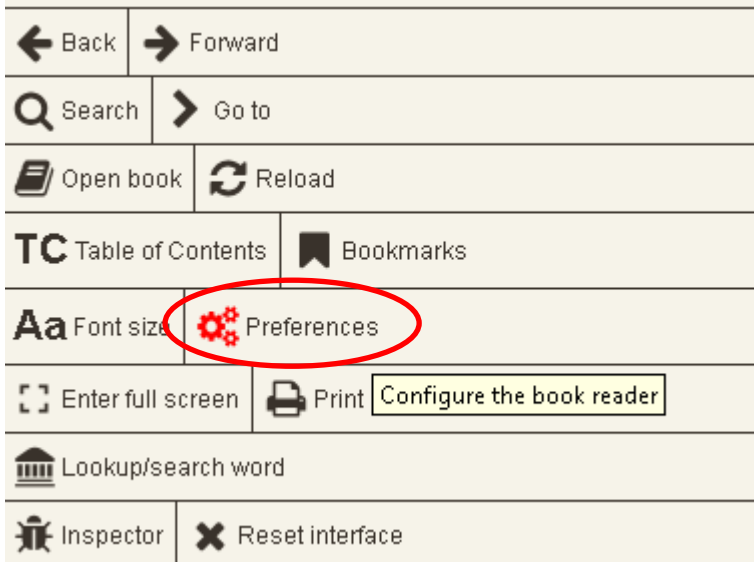


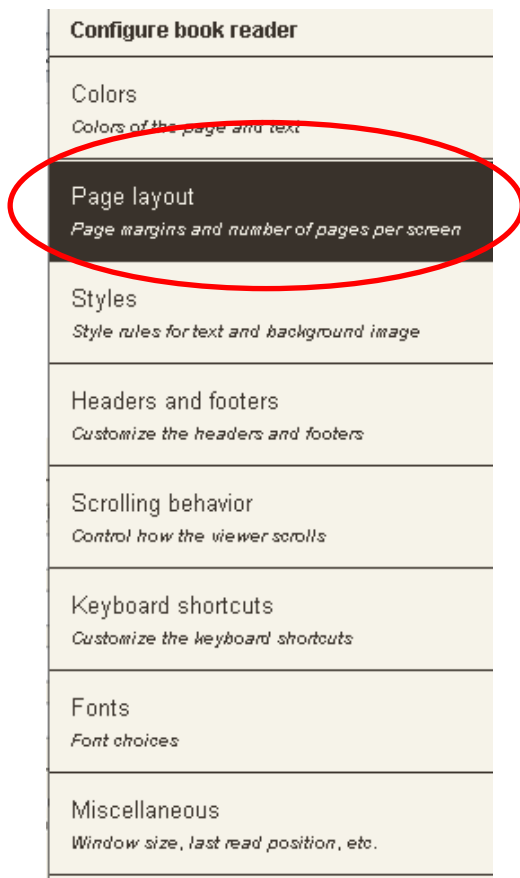
# Calibre EPUB Reader: How to Set to Flow Mode (View)

## (Recommended Setting for use with Reading Services EPUB Books)

1. After opening the EPUB Book using Calibre, right click anywhere on the book to bring up the Settings menu. Once the menu appears select, **Preferences**.



2. The following menu will open. Select **Page Layout**.



3. The Page Layout settings will appear. Change the layout mode from 'Paged Mode' to '**Flow mode**'.

**Page layout** ✕

---

Change the page margins (in pixels) below

Top:

Bottom:

Left:

Right:

---

Choose the page layout mode. In paged mode, the text is split up into individual pages, as in a paper book. In flow mode text is presented as one long scrolling page, as in web browsers.

☐ Paged mode ☒ Flow mode


---

In paged mode, control the number of pages per screen. A setting of zero means the number of pages is set based on the screen size.

In portrait orientation:

In landscape orientation:

---

4. Click Ok  and then click the X at the top right to close out of the Settings menu.

5. The book will now appear in Flow Mode.